



C E R T I F I C A T E

Certificate registration number: G3.1602.074.1.A2

Certificate holder: ATMEL Spain S.A.U.

Platform designation: ATPL250A,
Hardware version Mother Board: ATPL250ABN v2, Daughter Board: ATPLCOUP007 v1,
Firmware version G3_v1.2.2

Certification date: February 18th, 2016

This certificate indicates the above mentioned platform successfully completed certification testing with regards to the reference specification ITU G.9903 (02-2014) plus the changes listed in an annex to this certificate. The optional feature coherent mode of the G3-PLC protocol is also covered by this certification.

The certificate applies to certification profile Metering Cenelec A and the device was configured as a PAN-Coordinator.

Test cases have been performed as described in the test report referred to below. This certificate is granted on account of tests conducted by Laboratoire des Applications Numériques (LAN) in Tauxigny, France in February 2016. The results and remarks can be found in the complete test report.

Applied tests	Performed by	Document evidence
Conformance and interoperability testing according to the test specification referenced by the test report	Laboratoire des Applications Numériques (LAN)	Test report LAN16AF006

The device tested is a G3-PLC platform: a solution providing an implementation of the G3-PLC specification. This certificate is valid from February 18th, 2016.

The certificate is only applicable to the platform described above and permits the use of the G3-PLC™ logo as laid down in the G3-PLC logo license agreement. The certificate may only be reproduced in full.

This certificate does not imply assessment of the production. This certificate shall not be defined, or used as a guarantee covering quality of a product which includes G3-PLC. The liability of the Alliance and the test laboratory or any of her representatives is excluded for any damages or losses of the certified company.

Paris, February 18th, 2016

For the G3-PLC Alliance:


Bernard Lassus
Chairman



Madeleine Francillard
Chair Certification Program





Annex 1: Reference Version for Certification

The reference version for this certificate is published in 'Narrowband OFDM PLC specifications for G3-PLC network, April 2015'.

The reference version for this certification is:

ITU-T G.9903 (02-2014)


- + CCTT #24-25-30: Implementation of MAC security (anti-replay) solution F1
- + CCTT #61: ADPM-Buffer behavior clarification
- + CCTT #143: AC Phase Detection v2
- + CCTT #144: Hop Limit usage during route repair v3
- + CCTT #145: Value of RCCoord when the node is at adpMaxHops hops from the coordinator
- + CCTT #146: Pilot tone generation
- + CCTT #147: Link-cost computation for Path discovery v2
- + CCTT #148: Path discovery frame routing v3
- + CCTT #152: Scrambler reset
- + CCTT #154: Clarification of PANCount and PANDescriptor
- + CCTT #156: Clarification of ADPM-NETWORK-STATUS.indication
- + CCTT #157: Interleaver Equation v2
- + CCTT #158: Unicast Routing Process
- + CCTT #159: Correct the windowing function description
- + CCTT #160: Clarify 16QAM quantisation and optionality
- + CCTT #161: Correct aMaxFrameSize and aMinFrameSize for FCC/ARIB bandplans
- + CCTT #162: Interleaver co-prime number clarification v2
- + CCTT #163: CRC5 and CRC8 packing order
- + CCTT #164: Route Repair v2
- + CCTT #165: Clarification Neighbour Table v2
- + CCTT #167: HOP COUNT metric identifier v2
- + CCTT #169: Clarification on PLME_GET v4
- + CCTT #170: Clarification to Frame Counter Handling Mechanism v2
- + CCTT #172: Windowing in coherent mode
- + CCTT #173: Clarification of LOADng mechanism used to detect bidirectional links
- + CCTT #174: Avoiding duplicated MAC packets
- + CCTT #175: LOADng - subsequent RREP generation
- + CCTT #176: Link cost function of LQI v3
- + CCTT #177: Broadcast routing - filtering frames on the source
- + CCTT #178: Coexistence of G3-PLC with other PLC technologies v3
- + CCTT #179: RREP Filtering v3
- + CCTT #181: Route Repair v2

Annex 2: Protocol Implementation Conformance Statement (PICS)

Feature implementation statement

Name	Value	Description
BAND_PLAN	CENELEC A	Indicate the band-plan supported by the device.
FEATURE_PAN_COORDINATOR	TRUE	Indicate if the device is a PAN-Coordinator (true) or a normal device (false).
FEATURE_COHERENT_MODULATION	TRUE	Indicate if coherent modulation is supported.
FEATURE_EAP_SERVER	TRUE	Indicate if an EAP-PASK server is implemented by the DUT. Apply only if FEATURE_PAN_COORDINATOR = true.
FEATURE_D8PSK_MODULATION	TRUE	True / False
FEATURE_ROUTING	TRUE	Indicate if the routing is implemented by the IUT.
FEATURE_SECURITY	F1	Indicate the security implemented by the device. Possible values are: F1, F2.
FEATURE_ACTIVE_SCAN	TRUE	Indicate if the active scan process is done by the IUT after power-up.
FEATURE_PREAMBLE_COEXISTENCE_MECHANISM	FALSE	Indicate if the preamble-based coexistence mechanism is used by the IUT.


Annex 3: Copy of test report cover sheet



Your digital lab

G3-PLC Certification Test Report

ATMEL: ATPL250A (Mother B : ATPL250ABN v2 Daughter B : ATPLCOUP007 v1)
 LAN16AF006 Ed.00 February 15, 2016 Page 1/25



**G3-PLC Platform Certification
Test Report**


Vendor Name ATMEL
Model Name ATPL250A
Serial N° 01510081002
HW version Mother B : ATPL250ABN v2 Daughter B : ATPLCOUP007 v1
FW version G3_v1.2.2

Test Report # TR_LAN16AF006 Ed.00
Date February 15, 2016

CONF Tests Specification version 0.19. 01/09/2015
CONF Tests Suite version 2.1. 10/2015
IOT Tests Specification version 0.7. 21/04/2015
IOT Tests Suite version 2.1. 10/2015

Test Tool version 1.7
Tester Modem version 1.09
Certification Test Procedures version 1.6. 31/12/2015




Certification Profile A (CENELEC A)
Role PAN Coordinator
Overall Verdict PASS



Initiation	Date	Description of modification	Ed.
Order DCLIF	February 15, 2016	Creation	00

Name	Realized by	Checked by	Approved by
	Omar DCLIF	Vicent BUCHOUR	Thierry DOUGÉZ
Date	February 15, 2016	February 15, 2016	February 15, 2016

Sign

This document reports and the test results generated in this document are given the information only and cannot be used as a basis for any other purpose for any reason.

This report contains no assessment of the equipment certified and no acceptance certificate is the laboratory. The results in this report relate only to the device tested and were obtained in the certified laboratory in the field number of reference and the date of the report. It should be noted that included hardware or software modifications to the equipment may prevent the results reported in this document.