



C E R T I F I C A T E

Certificate registration number: G3.2512.743.1.A7

Certificate holder: Microchip Technology Inc.

Platform designation: SAMG55 + PL460 + ATREB215
Hardware version A+B+v3, Firmware version 36.01.05+G3_v2.1.0+v3

Certification date: December 1st 2025

This certificate indicates the above-mentioned platform successfully completed certification testing with regards to the G3-Alliance reference specification ITU G.9903 (08-2017) including Amendment 1 (05/21), Amendment 2 (03/23) and Corrigendum 1 (03/23), as published on <https://www.itu.int/rec/T-REC-G.9903>, plus the three changes listed in Annex 1.

The device is certified for both G3-PLC and G3-Hybrid. The optional features of the G3 protocol coherent mode and support of 12 SYNCP symbols are also covered by this certification. This certificate applies to certification profile CENELEC A and the device was configured as a PAN-Coordinator.

Test cases have been performed as described in the test report referred to below. This certificate is granted on account of tests conducted by LANPARK in Tauxigny, France in October 2025. The results and remarks can be found in the complete test report.

Applied tests	Performed by	Document evidence
Conformance, interoperability and performance testing according to the test specification referenced by the test report	LANPARK	LAN25AF052

The device tested is a G3-Hybrid PLC+RF platform: a solution providing an implementation of the G3 specification. The Protocol Implementation Conformance Statement in the Annex includes the PICS related to performance and is an integral part of this certificate. This certificate is valid from December 1st 2025.

The certificate is only applicable to the platform described above and permits the use of the G3-Hybrid logo as laid down in the G3-Alliance logo license agreement.

This certificate does not imply assessment of the production. This certificate shall not be defined or used as a guarantee covering quality of a product which includes G3-Hybrid. The liability of the Alliance and the test laboratory or any of her representatives is excluded for any damages or losses of the certified company.

Paris, December 1st 2025

For the G3-Alliance:


Marc Delandre
Chairman



Madeleine Francillard
Chair Certification Program



Annex 1: Reference Version for Certification


The reference version for this certificate is ITU G.9903 (08-2017) including Amendment 1 (05/21), Amendment 2 (03/23) and Corrigendum 1 (03/23), as published on <https://www.itu.int/rec/T-REC-G.9903>, plus the following three changes:

- HYB_C_067: Clarification on Media Probing for PLC with valid tone-map
- HYB_C_068: Guard time for broadcast and slot alignment
- HYB_C_069: 802.15.4 Cor1 Reference

Annex 2: Protocol Implementation Conformance Statement (PICS)

Feature implementation statement

Name	Value	Description
BAND_PLAN	CENELEC A	Indicates the band-plan supported by the device
BAND_PLAN_RF	863_Mode#1	Indicates the RF band plan(s) supported by the device
FEATURE_PAN_COORDINATOR	TRUE	Indicates whether the device is a PAN-Coordinator (true) or a normal device (false)
FEATURE_COHERENT_MODULATION	TRUE	Indicates whether coherent modulation is supported
FEATURE_EAP_SERVER	TRUE	Indicates whether an EAP-PASK server is implemented by the DUT. Applies only if FEATURE_PAN_COORDINATOR = true
FEATURE_D8PSK_MODULATION	TRUE	Indicates whether D8PSK modulation is supported
FEATURE_ROUTING	TRUE	Indicates whether the routing is implemented by the IUT
FEATURE_SECURITY	F1	Indicates the security implemented by the device. Possible values are: F1, F2
FEATURE_ACTIVE_SCAN	TRUE	Indicates whether the active scan process is done by the IUT after power-up
FEATURE_PREAMBLE_COEXISTENCE_MECHANISM	FALSE	Indicates whether the preamble-based coexistence mechanism is used by the IUT
FEATURE_HYBRID_RF	TRUE	Indicates whether Hybrid PLC+RF feature is supported
FEATURE_FREQUENCY_HOPPING	FALSE	Indicates whether the Frequency Hopping mechanism is supported
FEATURE_PREAMBLE_12_SY NCP	TRUE	Indicates whether the device supports the transmission and reception of frames with preamble of 12 SYNCP symbols



Annex 3: Protocol Implementation Conformance Statement (PICS)

PICS related to PLC performance

The device tested is a G3-Hybrid PLC+RF CENELEC A platform. Testing was performed on phase 1.

Operating voltage applied for certification testing was 230V/50Hz .

Name	Value	Unit	Description
<p>PICS related to performance are available through manufacturer only.</p>			

Handwritten initials/signature

Annex 3: Protocol Implementation Conformance Statement (PICS)

PICS related to RF performance


The device tested is a G3-Hybrid PLC+RF CENELEC A platform.
 Operating voltage applied for certification testing was 230V / 50Hz.

Name	Value	Unit	Description
<p>PICS related to performance are available through manufacturer only.</p>			

Handwritten initials: VV and MS

* Note: The values for [HYB_MESH_XXX] have been determined on a fixed RF channel. With Frequency Hopping enabled, these values may be different.

Annex 4: Copy of test report cover sheet



LANPARK
Expanding networks

G3-PLC Certification Test Report

Microchip Technology Inc.	SAMG55 + PL460 + ATREB215 HW:A+B+v3 FW:36.01.05+G3_v2.1.0+v3	
LAN25AF052	Ed.00	November 27, 2025
		Page 1/72

G3-Alliance


G3 Hybrid Platform Certification Test Report

Vendor Name Microchip Technology Inc.
Model Name SAMG55 + PL460 + ATREB215
Serial N° RYN000060
HW version A+B+v3
FW version 36.01.05+G3_v2.1.0+v3

Test Report # TR_LAN25AF052 Ed.00
Date November 27, 2025

CONF G3-PLC Tests Specification	version 0.39	06/06/2023
CONF G3-PLC Tests Suite	version 2.15.p4.	08/2025
CONF HYBRID Tests Specification	version 0.13.	29/09/2023
CONF HYBRID Tests Suite	version 1.5.p9.	08/2025
IOT G3-PLC Tests Specification	version 0.15.	06/06/20
IOT G3-PLC Tests Suite	version 2.8p1.	10/2023
IOT HYBRID Tests Specification	version 0.8.	06/06/2023
IOT RF Tests Suite	version 1.5.	10/2023
PERF G3-PLC Tests Specification	version 0.28.	06/06/2023
PERF G3-PLC Tests Suite	version 2.15.p4.	08/2025
PERF HYBRID Tests Specification	version 0.5.	24/12/2024
PERF HYBRID Tests Suite	version 1.5.p9.	08/2025




Test Tool PLC+RF version 3.3.1
Tester Modem PLC version 2.0.1
Tester Modem RF G3_RF_Tester_Modem_v17_official
Certification Test Procedures version 7.2 20/12/2023



Omar G3N/PLC
Tx Man Power Tx-Rx
MICROCHIP
PL460-EK
PLC CE 100% Made in China

Certification Profile HYBRID : CENELEC A - RF
Role PAN Coordinator
Overall Verdict PASS

Initiation	Date	Description of modification	Ed.
Omar DIOUF	November 27, 2025	Creation	00

Name	Realised by	Checked by	Approved by
	Omar DIOUF	Vincent BUCHOUX	Thierry DOLIGEZ
Date	November 27, 2025	November 27, 2025	November 27, 2025
Sign			

The current report and the test results produced in this current are given for information only and must not be relied on by any third person for any reason.
 This report contains an assessment of the apparatus carried out on samples submitted to the laboratory. The results in this report relate only to the samples tested and were obtained in the period between the initial receipt of samples and the issue of the report. It should be noted that technical hardware or software modifications on the apparatus may impact the results reported in this document.

Annex 5: Additional details of the certified platform

Platform model name:	SAMG55 + PL460 + ATREB215		
Platform hardware version:	A+B+v3		
Platform firmware version:	36.01.05+G3_v2.1.0+v3		
Exact part number of all the chips running G3 stack in the certified platform:	Chip #1: MPL460A	Chip #2: ATSAMG55J19-MU	Chip #2: AT86RF215
What each part number runs: lower MAC (incl. CSMA/CA) or PHY or other parts of the stack:	PLC PHY + PLC lower MAC	PLC MAC & RF MAC & 6LowPAN	RF PHY
Hardware version of this chip:	A	B	v3
Software version running on this chip:	36.01.05	G3_v2.1.0	v3
Internal CPU frequency:	216 MHz	96 MHz	26 MHz

